



# teleRay

Talk. View. Store. Share.

TeleRay management has placed systems and platforms used by more than 3,000 sites and more than 5,000 professional offices throughout the world including 70% of the top 50 medical centers.

We accomplished this level of success by doing things better than other providers. Our expertise in DICOM, network security, and clinical workflow allows us to build the best platforms in the market.



*Let us help you grow by increasing revenue, lowering cost, become more efficient and improve patient satisfaction and outcomes.*

# Ultra Secure Image and Patient Information Exchange At NO COST!

*"So easy to use....we should have done this years ago to save money and more importantly time. Also, I don't have to worry about the machine going down"*

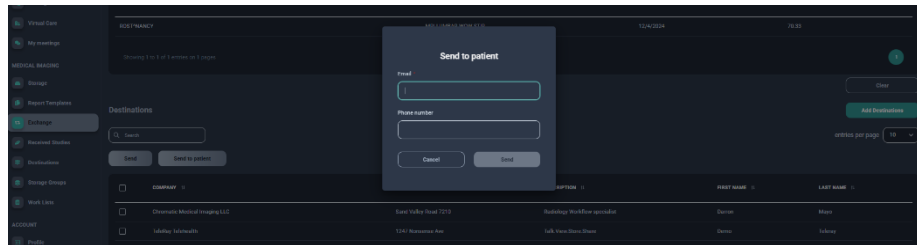


*"I didn't know our current cloud was non-complaint. This is comforting to know that we are now compliant and secure. Thank you!"*

TeleRay provides the only true private key peer-to-peer system. There is no system that provides a higher level of security for peace of mind. Once a user chooses to send a patient study or studies, a process of speed and multiple layers of security take place. No cost for VPNs, security maintenance, extra software, concerns over compliance, or a breach. You are safe, secure, and fast with TeleRay.

## STOP GIVING CDs TO PATIENTS AND PHYSICIANS

**Step 1 –  
Select Studies**



**Step –  
Add email and  
phone number and  
send**

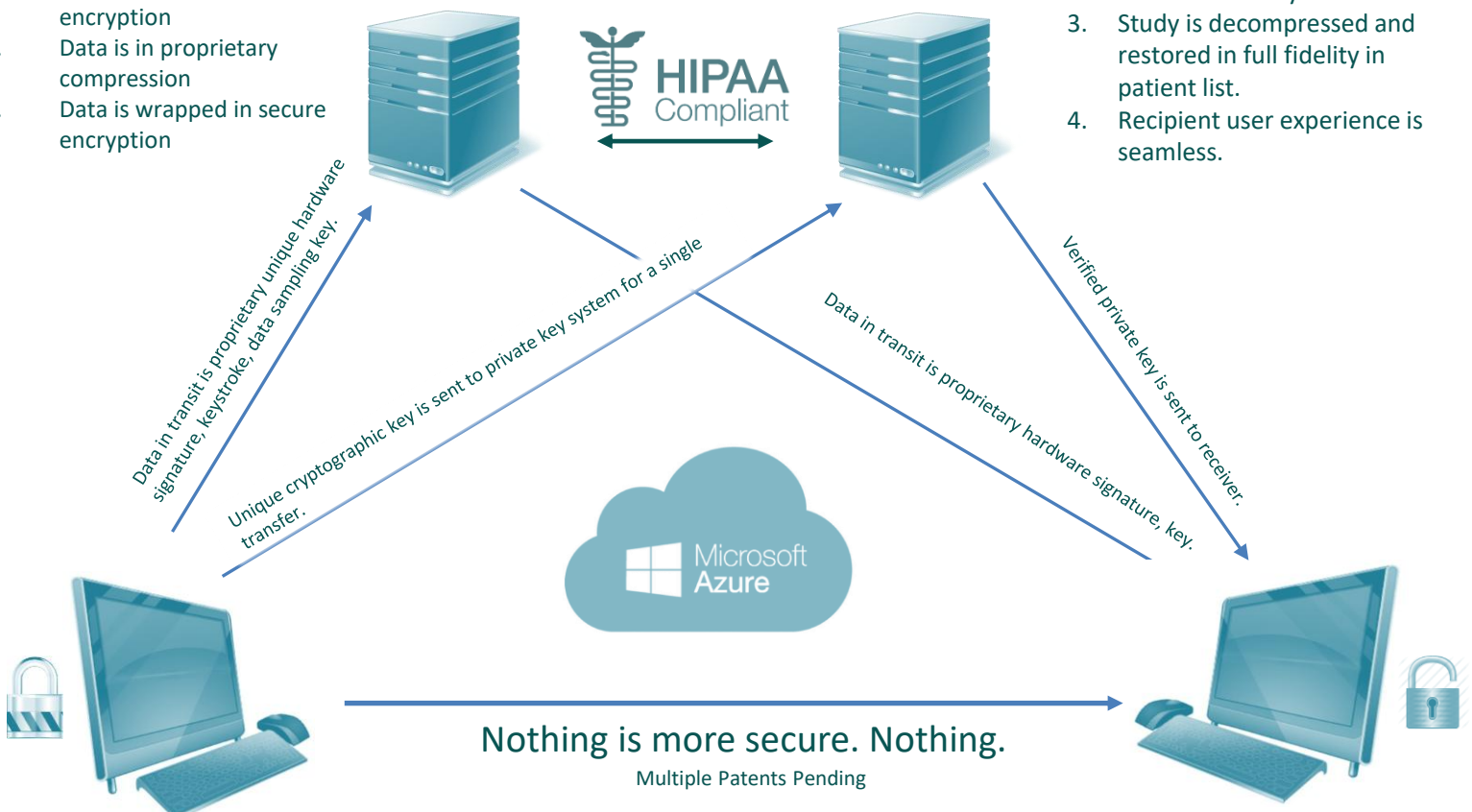
File Data in Secure Azure Cloud

1. Data at rest is proprietary encryption
2. Data in transit is proprietary encryption
3. Data is in proprietary compression
4. Data is wrapped in secure encryption

### AZURE SERVERS

The two servers shall never speak to each other.

1. Key is received by intended recipient.
2. Patient study is received, verified with key.
3. Study is decompressed and restored in full fidelity in patient list.
4. Recipient user experience is seamless.



TeleRay CLIENT

TeleRay CLIENT

TeleRay 844-4-TELERAY www.TeleRay.com info@teleray.com 100 Congress Avenue, Suite 2000, Austin, TX, 78701

# World Class Ultra-Secure Storage FDA Viewer on Any Device

*"Having access to my images from anywhere with such a great viewer is a big help and bonus to TeleRay platform"*



teleRay

Talk. View. Store. Share.

*"I don't know how these guys deliver so much for such a low cost. I am thoroughly impressed with this company!"*

TeleRay offers an FDA registered viewer with cine, hanging protocols, fusion, MPR, Cobb/Vertebrae Angle, Spine Labeling, MPR, and much more.

Free reporting with standardized or customized templates, user groups, DICOM Modality Worklist and many more features. Migration from other systems is available.



Universal viewing of any modality or image from tomosynthesis, PET/CT, PET/MRI, PDF, cine loops, and more with hanging protocols and a full suite of tools.

Access to images, reports and results anywhere on any device at any time. Review with any browser on any operating system. No limitations.



# Advanced Reporting

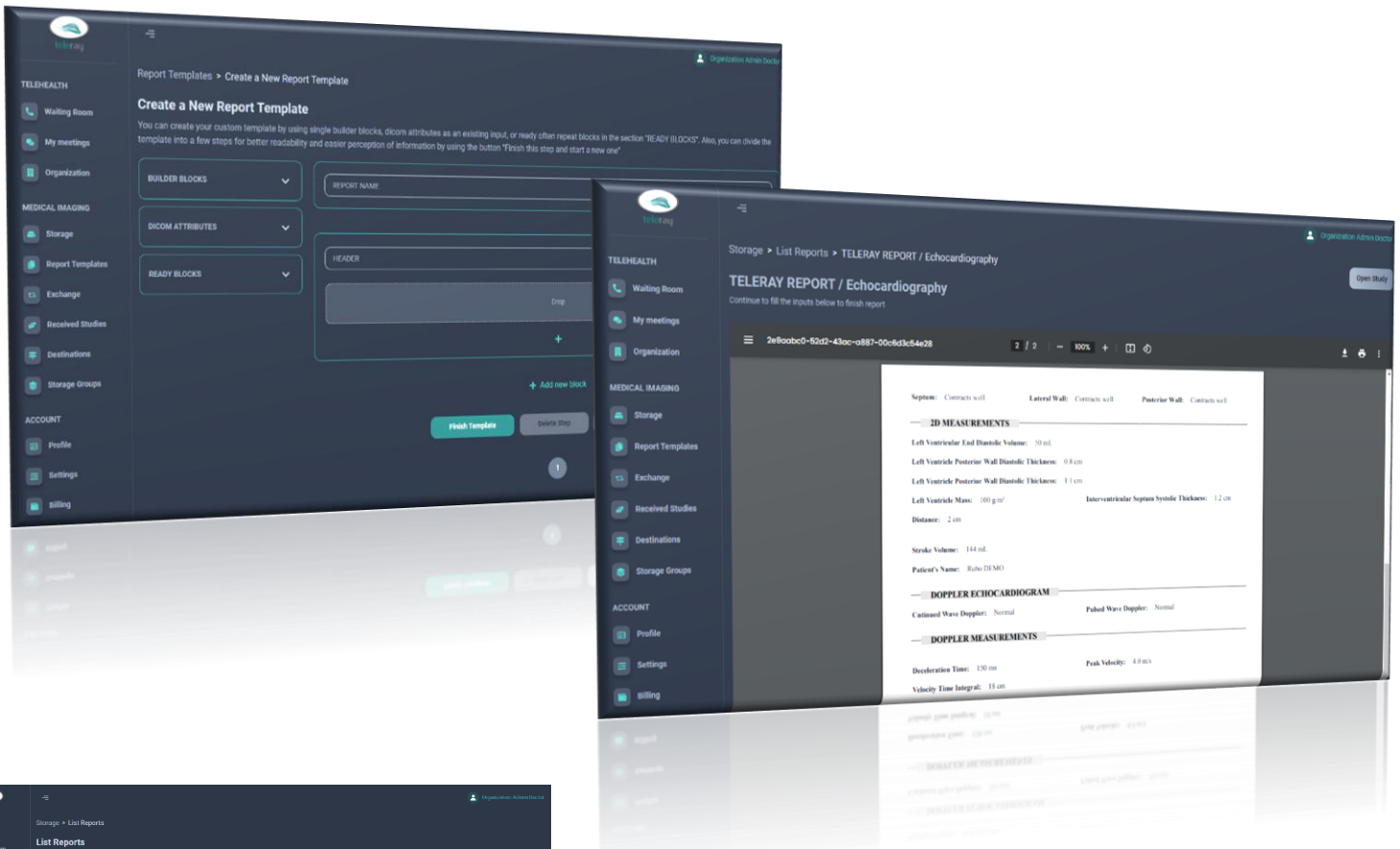
*"Having access to my images from anywhere with such a great viewer is a big help and bonus to TeleRay platform"*



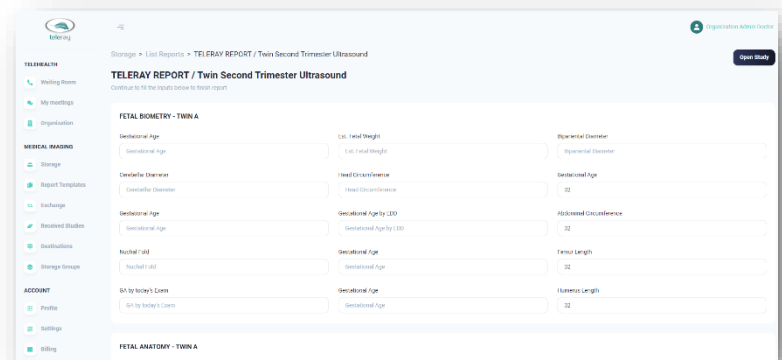
Talk. View. Store. Share.

*"I don't know how these guys deliver so much for such a low cost. I am thoroughly impressed with this company!"*

TeleRay offers advanced reporting capability and customization of reports to meet the needs of your workflow. Construct your own reports with our easy to build drag and drop report builder with dynamic updating of measurements and biometrics. We can help you build the perfect report template with your log and desired fields. Logos, site information and signatures may be uploaded for customization and finalization of reports.



Access to reports for editing, finalizing and sharing is simplified in TeleRay.



# Radiology Observation – MRI Approved

## Compliant Two-Way Communication



teleRay.visit

### Axis Video and Audio – Fixed Solution



- Healthcare practitioners can easily and efficiently monitor multiple patient or rooms and ably assist and interact if needed.
- Review procedure, patient position, contrast management, breathing and speaking to patient.
- Axis network camera mounted on a Axis network speaker and microphone.
- May be used in any environment and is MRI approved up to 300 gauss.
- Includes all TeleRay features for virtual visits and consultations



- NDAA and TAA compliant
- 4 parabolic mics
- Digital PTZ
- PoE powered
- Indicator lights for voice and video
- Recording to cloud
- Access from anywhere
- Easy implementation

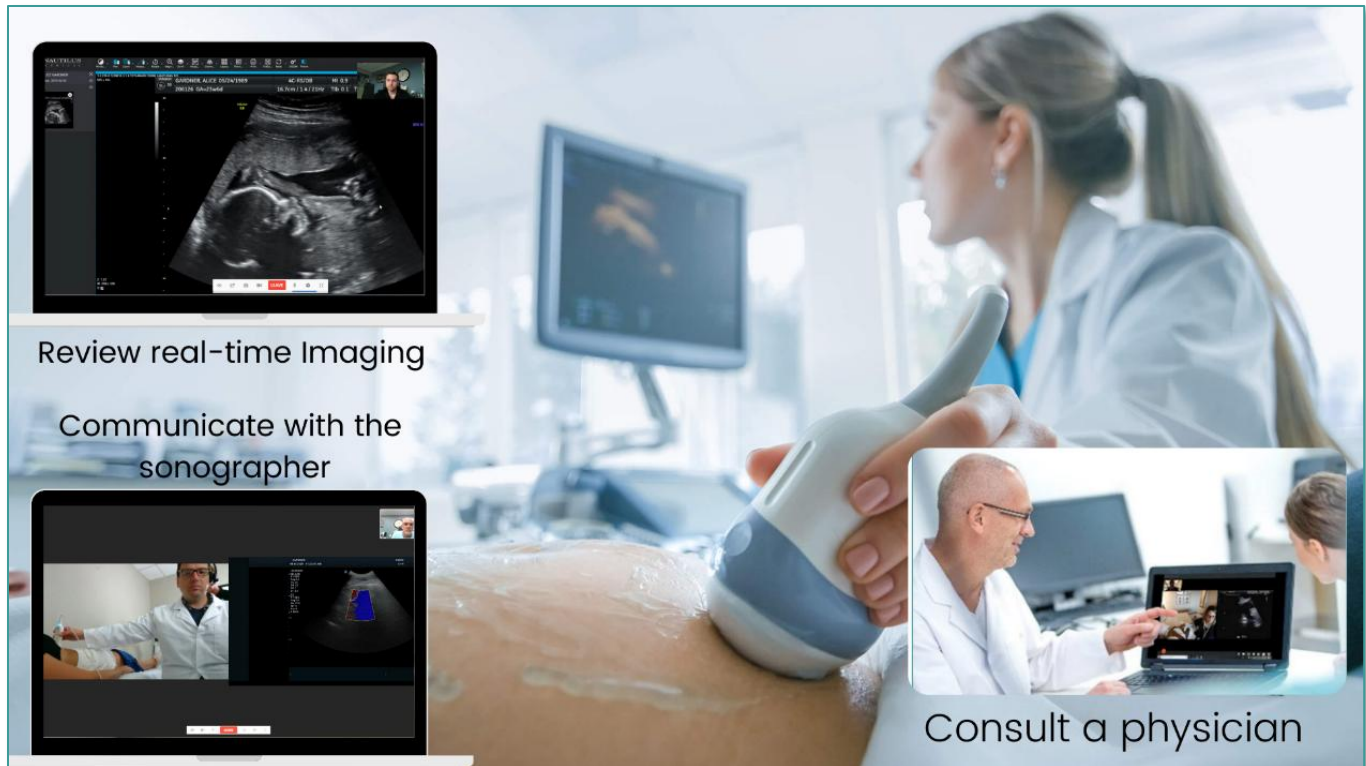
# Telemedicine for Live Modalities

Compliant and secure remote modality use



teleray.Live

TeleRay.Live is a platform which transmits real-time modality use at the point-of-care to qualified physicians from any site, whether it is remote or an underserved location. TeleRay.Live facilitates reliable transmission of modalities with both visual and audio communication. This provides early access information and the ability to give live remote instruction to the working technician.



Review real-time Imaging

Communicate with the sonographer

Consult a physician

*Here the physician is remotely directing the sonographer via TeleRay.Live on the TeleRay platform. This allows for improved efficiency and greater patient outcomes.*

All systems include Bluetooth headset, cables, and cords. Different cases and mounting options are available including rolling or stationary carts.



\*Heavy duty metal locking table top stand as pictured above. Other options available

\*\*An additional \$49 per month - PC service replacement with 24 hour hot swap Service & support is \$199 per month

Configuration	Hardware Install & Training	Monthly Rate
Touch Screen PC, Stand*, Video Capture Module, BT headphones	\$5,995	1 <sup>st</sup> year included **