

Record High Quality HD into DICOM


Integrate with any current video system

teleray.Record

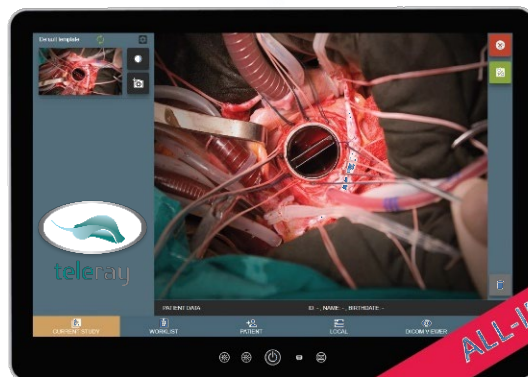
Intuitive, simple, yet powerful medical video recording software controllable by touchscreen medical panel PC. Storing locally more than 125 hours of HD videos and up to 100,000 still images.

TeleRayRecord's main medical video recording features:

- High-quality video recording into DICOM by using MPEG2 and MPEG-4 AVC/H.264 compression;
- Record/take multiple low and high (full HD) quality video/snapshots during the surgery or other procedures;
- Live stream video during the procedure;
- Record, stream, play video and take snapshots at the same time;
- Record video/take images from multiple connected devices (special video card needed);
- Flexible patient data assignment: selecting already existing patient, manually entering the patient details or selecting from hospital DICOM worklist server;
- Possibility to start a new study recording, while other video/snapshots is in progress for saving to DICOM or sending to DICOM archive;
- Review medical images/video during the surgery or other procedures;
- Trim the recorded video;
- Recorded studies can be stored locally, sent to the hospital DICOM archive (PACS server/VNA) or exported to other storage devices;
- View saved images/videos with integrated DICOM Viewer.



Medical video sources




teleray.Record

VIEW

EXPORT

ARCHIVE



teleRay.Record

Video to DICOM Recorder Perfect for endoscopy, surgery, and carts

When you need a self contained unit for carts, surgery and other applications, the All-in-One TeleRay recorder is perfect. Compatible with all video systems and foot pedal compatible. This system contains a 10 inch touchscreen, HD frame grabber, and the TeleRay recording software for any video application to convert to DICOM in real time. Comes with 1 year of support and updates.



“We use TeleRay to record our endoscopic procedures to share and store in the cloud. Using a DICOM viewer has been great for annotation and other purposes.”

Clinical Professional



Works with all current systems.

Hardware:

- 19" Medical Grade Touchscreen Monitor
- High powered fanless PC
- USB-C connect with grabber card

Software and Support:

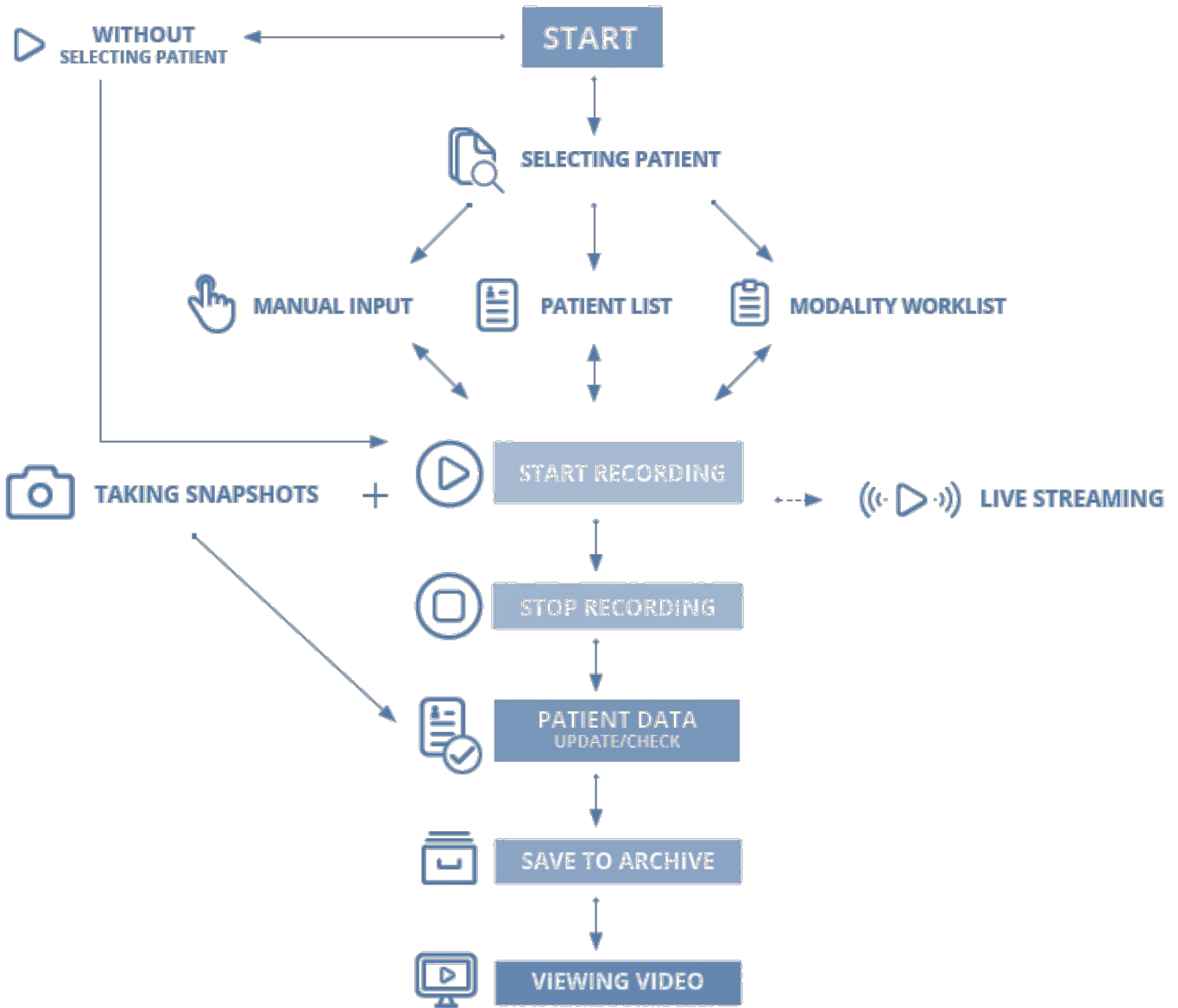
- TeleRay Video Station Software
- Medical Video Station Recording High Quality HD into DICOM
- 1 Year Support and Updates Included
- TeleRay cloud storage and tools included
- Optional foot pedals



Frame grabber options with multiple ports and connections.



teleray.Record



RECORDING HD VIDEO DURING THE SURGERY



REVIEWING MEDICAL IMAGES



RECORDING FROM MULTIPLE DEVICES



FULL INTEGRATION INTO PACS

TeleRay Record is an easy to configure and use video to DICOM converter which is ideal for any video system such as endoscopy, surgery, labs, pathology and more.

Bluetooth foot pedal controls are available.



teleray.Record

Model	Description	Price	SOFTWARE		
Software only	Software installed on computer that has a frame grabber card previously installed.	\$3995	Operating system	Windows 8/10 Pro 64 bit	
			Recording software	Nautilus VideoS tation software	
			Languages	Multi languages support: English, Lithuanian, other languages by request.	
			RECORDING		
			Internal HDD	500 GB	
			Compression	H.264 (MP@L3/HP@L4.1)	
Software w frame grabber card	Software and frame grabber installed on computer.	\$4995	VIDEO INPUTS		
			HD, DVI, HDMI	DVI, HDMI	
			HD-SDI, SD-SDI	SDI	
			S-Video	Mini-DIN	
			Composite (CVBS)	BNC	
			SUPPORTED FORMATS		
Standard CPU w software and card	Complete system with software and frame grabber.	\$5995	HD / Analog	HD up to 1080P60/PAL, NTSC	
			OTHER INTERFACES		
			USB	2xUSB 2.0, 2xUSB 3.0	
			Network	1xLAN 10/100/1000 MBIT WITH RJ45	
			Remote	1xRS-232	
			External monitor connection		
Wall mounted CPU w software and card	Complete wall mountable system with software and frame grabber.	\$8995	DICOM COMPLIANCE		
			MPEG2 Main Profile / Main Level		
			1.2.840.10008.1.2.4.100		
			MPEG2 Main Profile / High Level		
			1.2.840.10008.1.2.4.101		
			MPEG-4 AVC/H.264 High Profile / Level 4.1		
Closed fanless CPU and monitor card w software	Complete system with software and frame grabber for surgery recording, cart or endoscope.	\$9995	Video transfer syntax	1.2.840.10008.1.2.4.102	
				MPEG-4 AVC/H.264 BD-compatible High Profile / Level 4.1	
				1.2.840.10008.1.2.4.103	
				Image transfer syntax	
				JPEG BASELINE (PROCESS 1)	
				1.2.840.10008.1.2.4.50	
Bluetooth foot pedal	Two pedal control unit for stopping, starting and pausing.	\$299	Patient List	DICOM Modality Worklist	
			CERTIFICATION		
			CE MEDICAL DEVICE		
			DIN EN 60601-1: 2013		
			DIN EN 60601-1-2: 200		